



SUCO - 0601/0602 PRESSURE SENSOR

Performance series



0602401411002

4-20mA, 0..40 bar, G1/4-E, NBR, M12

- Measuring range up to 100 bar
- Ceramic sensor
- Small and compact
- Stainless steel housing



PRODUCT DESCRIPTION

The SUCO 0601/0602 performance series pressure sensor is a small, compact and cost effective pressure monitoring solution. Offering six standard pressure ranges with options of four different electrical connectors a thread of G1/4 and 0-10V or 4-20mA outputs. The 06 series uses a ceramic sensor in thick film technology which is housed in a stainless steel body.






Common applications include mobile hydraulics and power packs.

TECHNICAL DATA

Accuracy	±1% FS
Burst pressure	140 bar
Connection	G1/4-E
Electrical connection	M12x1 4-pole
IP class	IP67
Long term stability	±0.3% FS p.a.
Material of body	Stainless steel 1.4305
Material of wetted parts	Stainless steel 1.4305, Ceramic, NBR
Mechanical life expectancy	5 million cycles
Overpressure protection	100 bar
Pressure range max	40 bar
Pressure range min	0 bar

Pressure reference	Gauge
Pressure rise	1 bar/ms
Repeatability	±0.1% FS
Response time	2 ms
Shock resistance	"500m / s ² ; 11 ms half sine wave; DIN EN 60068-2-27"
Signal type	4-20 mA
Supply voltage dc max	32 V DC
Supply voltage dc min	9,6 V DC
Temperature ambient from	-30 °C
Temperature ambient to	100 °C
Temperature error	±0.04% FS/°C
Temperature of media from	-30 °C
Temperature of media to	100 °C
Weight	80 g
Vibration resistance	20g: 4..2000 Hz sine wave, DIN EN 60068-2-6



DIN EN 175301-803-A  <table border="1"> <tr> <th>Pin</th> <th>0601</th> <th>0602</th> </tr> <tr> <td>1</td> <td>U_{ve}</td> <td>U_{ve}</td> </tr> <tr> <td>2</td> <td>Gnd</td> <td>I_{ue}</td> </tr> <tr> <td>3</td> <td>U_{ue}</td> <td>nc*</td> </tr> </table> <p>IP65</p> <p>x ~ 60 mm without coupler socket x ~ 77 mm with coupler socket</p> <p>Order number: 013</p>	Pin	0601	0602	1	U _{ve}	U _{ve}	2	Gnd	I _{ue}	3	U _{ue}	nc*	M 12 – DIN EN 61076-2-101 A  <table border="1"> <tr> <th>Pin</th> <th>0601</th> <th>0602</th> </tr> <tr> <td>1</td> <td>U_{ve}</td> <td>U_{ve}</td> </tr> <tr> <td>2</td> <td>U_{ue}</td> <td>nc*</td> </tr> <tr> <td>3</td> <td>Gnd</td> <td>I_{ue}</td> </tr> <tr> <td>4</td> <td>nc*</td> <td>nc*</td> </tr> </table> <p>IP67</p> <p>x ~ 54 mm</p> <p>Order number: 002</p>	Pin	0601	0602	1	U _{ve}	U _{ve}	2	U _{ue}	nc*	3	Gnd	I _{ue}	4	nc*	nc*	ISO 15170-A1-4.1  <table border="1"> <tr> <th>Pin</th> <th>0601</th> <th>0602</th> </tr> <tr> <td>1</td> <td>U_{ve}</td> <td>U_{ve}</td> </tr> <tr> <td>2</td> <td>Gnd</td> <td>nc*</td> </tr> <tr> <td>3</td> <td>U_{ue}</td> <td>I_{ue}</td> </tr> <tr> <td>4</td> <td>nc*</td> <td>nc*</td> </tr> </table> <p>IP67, IP69K</p> <p>x ~ 56 mm</p> <p>Order number: 004</p>	Pin	0601	0602	1	U _{ve}	U _{ve}	2	Gnd	nc*	3	U _{ue}	I _{ue}	4	nc*	nc*
Pin	0601	0602																																										
1	U _{ve}	U _{ve}																																										
2	Gnd	I _{ue}																																										
3	U _{ue}	nc*																																										
Pin	0601	0602																																										
1	U _{ve}	U _{ve}																																										
2	U _{ue}	nc*																																										
3	Gnd	I _{ue}																																										
4	nc*	nc*																																										
Pin	0601	0602																																										
1	U _{ve}	U _{ve}																																										
2	Gnd	nc*																																										
3	U _{ue}	I _{ue}																																										
4	nc*	nc*																																										
AMP Superseal 1.5*  <table border="1"> <tr> <th>Pin</th> <th>0601</th> <th>0602</th> </tr> <tr> <td>1</td> <td>U_{ue}</td> <td>nc*</td> </tr> <tr> <td>2</td> <td>Gnd</td> <td>I_{ue}</td> </tr> <tr> <td>3</td> <td>U_{ve}</td> <td>U_{ve}</td> </tr> </table> <p>IP67</p> <p>x ~ 61 mm</p> <p>Order number: 007</p>	Pin	0601	0602	1	U _{ue}	nc*	2	Gnd	I _{ue}	3	U _{ve}	U _{ve}	Deutsch DT04-3P  <table border="1"> <tr> <th>Pin</th> <th>0601</th> <th>0602</th> </tr> <tr> <td>A</td> <td>U_{ve}</td> <td>U_{ve}</td> </tr> <tr> <td>B</td> <td>Gnd</td> <td>nc*</td> </tr> <tr> <td>C</td> <td>U_{ue}</td> <td>I_{ue}</td> </tr> </table> <p>IP67, IP69K</p> <p>x ~ 61 mm</p> <p>Order number: 010</p>	Pin	0601	0602	A	U _{ve}	U _{ve}	B	Gnd	nc*	C	U _{ue}	I _{ue}																			
Pin	0601	0602																																										
1	U _{ue}	nc*																																										
2	Gnd	I _{ue}																																										
3	U _{ve}	U _{ve}																																										
Pin	0601	0602																																										
A	U _{ve}	U _{ve}																																										
B	Gnd	nc*																																										
C	U _{ue}	I _{ue}																																										

